

Business Message Standard (BMS)

for

Pay/Financial Institution Control Totals

BRG: Pay

BMS Release: 2.0

Document Version: 2.0.2

Release Date: 31.12.2004

(dd.mm.cyyy)



Change Request Reference

Refer to Change Request (CR) Number(s):	01-000103
CR Submitter(s):	Steven Rosenberg on behalf of Joel Goldberg
Date of CR Submission to GSMP:	21.11.2001

Business Requirements Document (BRAD) Reference

BRAD Title: Business Requirements Document Financial Institution Control Totals
BRAD Date: 11.12.2003
BRAD Version: 1.3

BRAD Title:
BRAD Date:
BRAD Version:

Document Summary

Document Title:	BMS for Pay/Financial Institution Control Totals
Document Version	2.0.2
Owner:	Pay BRG
Status:	(<i>Check one box</i>) <input type="checkbox"/> DRAFT <input checked="" type="checkbox"/> Approved
BMS Template Version:	1.1
Targeted BMS Publication Version	2.0

Document Change History

Note: During development include revisions in history. Upon Approval, eliminate revisions and include only delta from previous version.

Date of Change	Version	Changed By	Reason for Change	Summary of Change	Model Build #
31.12.2004	2.0.0	Anne-Claire Raoul	Initial Version in BMS/BSD template	Migration of BRD to standard BMS/BSD format	N/A
31.12.2004	2.0.1	Rob Toole	Added GDD information		
27.04.2007	2.0.2	Giovanni Biffi	Editorial Changes	Minor Editorial Changes to the Document	N/A

Business Message Standard

Table of contents

Chapter	Page
1 Business Solution	1
1.1 Business Domain View.....	1
1.1.1 Problem Statement / Business Need.....	1
1.1.2 Objective.....	1
1.1.3 Audience.....	1
1.1.4 Artefacts	1
1.1.5 References	1
1.1.6 Acknowledgements	2
1.1.6.1 BRG Members.....	2
1.1.6.2 ITRG Members	2
1.1.6.3 Task/Project Group Participants (<i>where applicable</i>)	2
1.1.6.4 Design Team Members	2
1.2 Business Context	3
1.3 Additional Technical Requirements Analysis	3
1.3.1 Technical Requirements (optional).....	3
1.4 Business Transaction View	4
1.4.1 Business Transaction Use Case Diagram.....	4
1.4.2 Use Case Description.....	4
1.4.3 Business Transaction Activity Diagram(s)	5
1.4.3.1 Financial Institution Control Totals	5
1.4.4 Business Transaction Sequence Diagram(s) (optional)	5
1.4.4.1 Financial Institution Control Totals	6
1.5 Information Model (including GDD Report)	7
1.5.1 Data Description:	7
1.5.2 GDD Report :	7
1.5.3 Class Diagrams	10
1.5.3.1 Financial Institution Control Total	10
1.5.4 Code Lists.....	11
1.6 Business Document Example	12
1.7 Implementation Considerations.....	12
1.8 Testing.....	12
1.8.1 Pass / Fail Criteria	12

Business Message Standard

Table of contents

1.8.2	Test Data	12
1.9	Appendices.....	13
1.10	Summary of Changes.....	13
2	XML Technical Solution ITRG Packet.....	14

Business Solution Design

1 Business Solution

1.1 Business Domain View

1.1.1 Problem Statement / Business Need

The goal of this Financial Institution Control Totals use case is to allow a Financial Institution to advise the Payer (the submitter of one or more Settlement of Requests for Payment) of the total monetary value of Settlement messages processed for a particular day.

A payer may submit one or more Settlement of Requests for Payment to a Financial Institution for processing. Additionally, a payer may have multiple locations capable of submitting such payment requests. For audit and control purposes, the payer (or the payer's Treasury area) may require the Financial Institution to provide the total dollar value of Settlement requests submitted for processing for a particular work-day.

1.1.2 Objective

To supply the detail design of a Financial Institution Control Total business transaction needed to meet the requirements of the referenced BRAD(s).

1.1.3 Audience

The audience of the standards would be any participant in the global supply chain. This would include retailers, manufacturers, service providers, and other third parties.

1.1.4 Artefacts

Artefact name	State	Artefact / State description

1.1.5 References

Reference Name	Description
Business Requirements Document Financial Institution Control Totals, Version 1.3, 11.12.2003	
Change Request 01-000103	
BRW Financial Institution Control Total	

1.1.6 Acknowledgements

1.1.6.1 BRG Members

Function	Name	Company / organisation
BRG Chair	Goldberg, Joel	Rosenthal & Rosenthal
BRG Vice Chair	Henry Gerstman	Wells Fargo Century
BRG Member	Adelson, Robert	Unilever Best Foods NA
BRG Member	Bailey, Janet	VF Corporation
BRG Member	Barker, Brian	Wal-Mart Stores
BRG Member	Hurd, Sandra	The CIT Group
BRG Member	Owyang, Patricia	Levi Strauss & Co
BRG Member	Perry, Marie	Coca Cola Enterprises Inc.
BRG Member	Steger, Bill	Ahold Financial
BRG Member	Stone, Laura	Pfizer
BRG Member	Dicks, Arne	CCG – EAN Germany
BRG Member	Duvinger, Karina	EAN Sweden
BRG Member	Guinan, Catherine	EAN France / GENCOD
BRG Member	Oosterhof, Robert	EAN Netherlands
BRG Member	Maniero, Ana Paula	EAN Brazil
BRG Member	Pulecio, Cindy	EAN Columbia
BRG Member	Saito, Seiichi	DCC - EAN Japan

1.1.6.2 ITRG Members

Function	Name	Company / organisation
ITRG Chair		
ITRG Member		
ITRG Member		
ITRG Member		
...		

1.1.6.3 Task/Project Group Participants (*where applicable*)

Function	Name	Company / organisation
Participants	Barycki, Mariusz	Ahold Poland
Participants	Gorman, Mark	HSBC Business Credit (USA) Inc.

1.1.6.4 Design Team Members

Function	Name	Organisation
Modeller	Anne-Claire Raoul	Gencod EAN France
XML Technical Designer		
EANCOM Technical Designer		
Peer Reviewer	John Ryu	UCC Peer Reviewer
	Tom Heist	UCC Global Standards Director

Business Solution Design

1.2 Business Context

(Note: The business context of the business)

Context Category	Value(s)
Industry	All
Geopolitical	All
Product	All
Process	Pay
System Capabilities	All
Official Constraints	None

1.3 Additional Technical Requirements Analysis

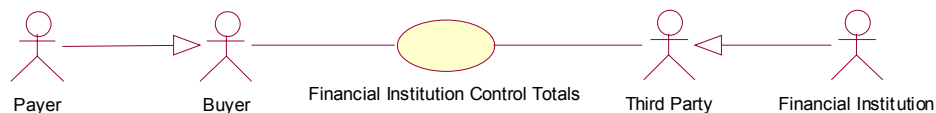
1.3.1 Technical Requirements (optional)

Number	Statement	Rationale
	None	

Business Solution Design

1.4 Business Transaction View

1.4.1 Business Transaction Use Case Diagram



1.4.2 Use Case Description

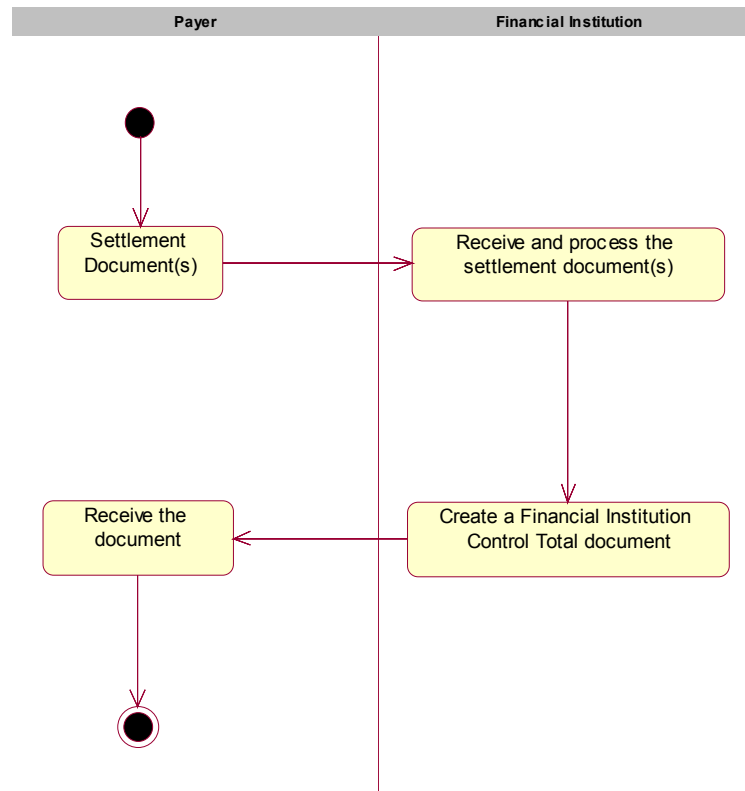
Use Case ID	UC-1												
Use Case Name	Financial Institution Control Totals												
Use Case Description	The Financial Institution provides the Payer (Buyer) with the total dollar value of payment requests processed for a specific day.												
Actors (Goal)	Financial Institution (Buyer's Bank - Third Party) Payer (Buyer)												
Performance Goals	None												
Preconditions	The Payer and Financial Institution have agreed that the Financial Institution will provide the Buyer with a Financial Institution Control Totals message. The Payer (Buyer) transmits one or more Settlement (of Request for Payment) messages to the Financial Institution for processing.												
Post conditions	None												
Scenario	<p>Begins when the Financial Institution is in receipt of one or more Settlement of Request for Payment.</p> <p>Continues with...</p> <table border="1"> <thead> <tr> <th>Step #</th> <th>Actor</th> <th>Activity Step</th> </tr> </thead> <tbody> <tr> <td>1</td> <td>Payer</td> <td>Financial Institution receives one or more Settlement (of Request for Payment) documents from the payer</td> </tr> <tr> <td>2</td> <td>Financial Institution</td> <td>The Financial Institution processes the Settlement documents, and totals the amount processed, accepted, and rejected.</td> </tr> <tr> <td>3</td> <td>Financial Institution</td> <td>The Financial Institution creates a Financial Institution Control Totals document and transmits it to the payer (Buyer).</td> </tr> </tbody> </table> <p>Successful End Condition: Ends when the Payer (Buyer) receives the Financial Institution Control Totals document.</p> <p>Failed End Condition: Ends when the Payer (Buyer) fails to receive the Financial Institution Control Totals document.</p>	Step #	Actor	Activity Step	1	Payer	Financial Institution receives one or more Settlement (of Request for Payment) documents from the payer	2	Financial Institution	The Financial Institution processes the Settlement documents, and totals the amount processed, accepted, and rejected.	3	Financial Institution	The Financial Institution creates a Financial Institution Control Totals document and transmits it to the payer (Buyer).
Step #	Actor	Activity Step											
1	Payer	Financial Institution receives one or more Settlement (of Request for Payment) documents from the payer											
2	Financial Institution	The Financial Institution processes the Settlement documents, and totals the amount processed, accepted, and rejected.											
3	Financial Institution	The Financial Institution creates a Financial Institution Control Totals document and transmits it to the payer (Buyer).											
Alternative Scenario	None												
Related Requirements	None												

Business Solution Design

Related Rules	None
---------------	------

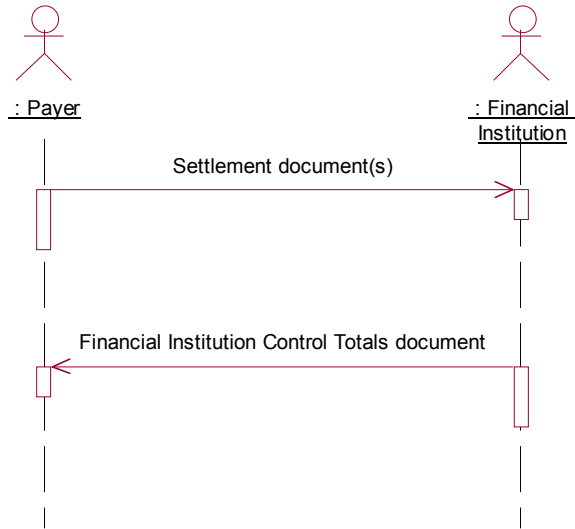
1.4.3 Business Transaction Activity Diagram(s)

1.4.3.1 Financial Institution Control Totals



1.4.4 Business Transaction Sequence Diagram(s) (optional)

1.4.4.1 Financial Institution Control Totals



Business Solution Design

1.5 Information Model (including GDD Report)

1.5.1 Data Description:

Class (ABIE)	Attribute (BBIE)	Association (ASBIE)	Secondary Class	Related Requirements
EntityIdentification				BRD Financial Institution Control Totals, Version 1.3, 11.12.2003
	uniqueCreatorIdentification			BRD Financial Institution Control Totals, Version 1.3, 11.12.2003
		contentOwner	PartyIdentification	
FinancialInstitutionControlTotal				BRD Financial Institution Control Totals, Version 1.3, 11.12.2003
		controlTotalIdentification	EntityIdentification	
		detail	financialInstitutionControlTotalDetail	
		financialInstitution	PartyIdentification	
		payer	PayerRecognition	
financialInstitutionControlTotalDetail				BRD Financial Institution Control Totals, Version 1.3, 11.12.2003
	batchIdentification			BRD Financial Institution Control Totals, Version 1.3, 11.12.2003
	counter			BRD Financial Institution Control Totals, Version 1.3, 11.12.2003
	workOfDate			BRD Financial Institution Control Totals, Version 1.3, 11.12.2003
		amountAccepted	AmountRange	
		amountRejected	AmountRange	
		amountSubmitted	AmountRange	

1.5.2 GDD Report :

Business Solution Design

Class (ABIE)	Attribute (BBIE)	Association (ASBIE)	Secondary Class	Official Dictionary Entry Name	Definition	Multiplicity
EntityIdentification				Entity Identification. Details	The unique identification of a document.	
	uniqueCreatorIdentification			Entity Identification. Identification. Identifier	N/A	1..1
		contentOwner	PartyIdentification	Entity Identification. Content Owner. Party Identification	N/A	1..1
FinancialInstitutionControlTotal				Financial Institution_ Control Total. Details	N/A	
		controlTotalIdentification	EntityIdentification	Financial Institution_ Control Total. Control Total Identification_ Association. Entity Identification	N/A	1..1
		detail	financialInstitutionControlTotalDetail	Financial Institution_ Control Total. Association. Financial Institution Control Total Line	N/A	1..*
		financialInstitution	PartyIdentification	Financial Institution_ Control Total. Financial Institution. Party Identification	N/A	1..1
		payer	PayerRecognition	Financial Institution_ Control Total. Association. Payer_ Party Identification	N/A	1..1
financialInstitutionControlTotalDetail				Financial Institution Control Total Line. Details	N/A	
	batchIdentification			Financial Institution Control Total Line. Batch_ Identification. Text	N/A	0..1
	counter			Financial Institution Control Total Line. Counter. Numeric	N/A	1..*
	workOfDate			Financial Institution Control Total Line. Work Of_ Date.	N/A	1..1

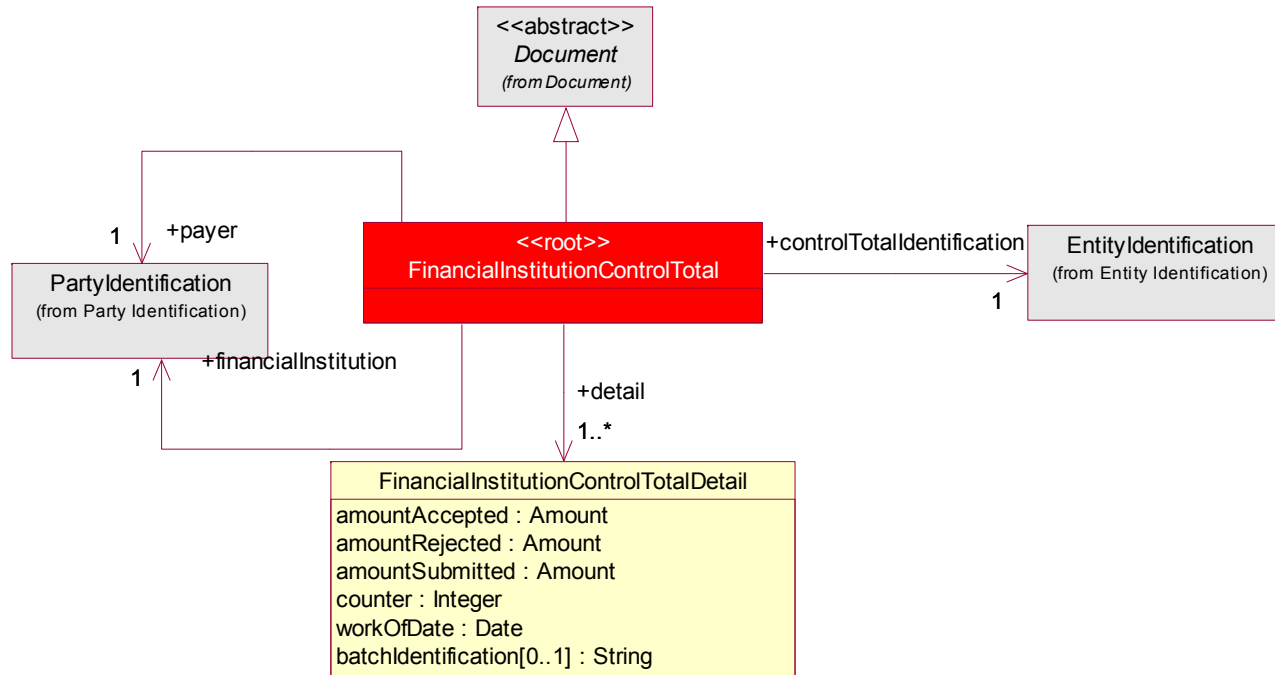
Business Solution Design

Class (ABIE)	Attribute (BBIE)	Association (ASBIE)	Secondary Class	Official Dictionary Entry Name	Definition	Multiplicity
				Date Time		
	amountAccepted			Financial Institution Control Total Line. Amount Accepted_ Association. Amount Range	N/A	1..1
	amountRejected			Financial Institution Control Total Line. Amount Rejected_ Association. Amount Range	N/A	1..1
	amountSubmitted			Financial Institution Control Total Line. Amount Submitted_ Association. Amount Range	N/A	1..1

Business Solution Design

1.5.3 Class Diagrams

1.5.3.1 Financial Institution Control Total



Business Solution Design

1.5.4 Code Lists

N/A

Code List Name	Code List Description
Code Name	Code Description

Business Solution Design

1.6 Business Document Example

1.7 Implementation Considerations

1.8 Testing

1.8.1 Pass / Fail Criteria

Unit testing criteria for business solution.

Number	Test Criteria	Related Requirement	Design Element	Pass Criteria	Fail Criteria
1	<i>Reflects a specific business requirement from a related BRAD. For example: When goods are ordered, the buyer requires an answer from the suppliers that the order has been received.</i>	<i>BRAD Name.Version. Req #</i>	<i>Message, role, attribute</i>	<i>Result which determines that requirement has been satisfied: For example: Seller is able to create and send an Order Receipt Acknowledgement.</i>	<i>Result which shows that requirement has not been satisfied: For example: Buyer does not receive the Order Receipt Acknowledgement.</i>
2					
3					

1.8.2 Test Data

Attribute	Value
<i>Attribute Name. For example "orderQuantity"</i>	<i>Valid value associated with the attribute. For example "5".</i>

Business Solution Design

1.9 Appendices

1.10 Summary of Changes

(Details changes to BMS for each version by BMS Section)

Change	BMS Ver- sion	Associated CR Number
•		

2 XML Technical Solution ITRG Packet

The Technical Representation of the Business process is documented in a Technical Solution ITRG Packet containing all supplemental XML artefacts and is used by the Information Requirements Group (ITRG) to evaluate the solution. Upon approval from the Information Technical Requirements Group (ITRG), the Technical Solution ITRG Packet is updated to the Technical Solution Implementers Packet and published with the Business

Message Standard at:

http://www.ean-ucc.org/global_smp/ean.ucc_standards.htm.

Technical Solution ITRG Packet Content:

- Business Message Standard (BMS)
- ITRG Review Packet
 - Style Sheet: This HTML has been created using a Style Sheet that is a visual representation of the data. It is not an actual Style Sheet, but an ex-ample of what a Style Sheet may look like.
 - Instance File: The Instance File is an example of what the schema may look like when it includes live data. This can be used as comparison to a completed schema and can serve as a point of reference for development.
 - Technical Level GDD Report

Technical Solution Implementers Packet Content:

Contains all the message specific.XSD files required to implement

Example:

- AS2Envelope
- Command.xsd
- DocumentCommand.xsd
- Proxy.xsd
- ComponentLibrary.xsd

Both the Business Message Standard and the Implementers Packet are available during the ITRG Review Period in the working documents section of the ITRG eRoom:

http://eroom.uncouncil.org/eRoom/facility/InformationTechnicalAssessmentGroupITAG/0_14f7

All documents for review will be in this folder listed by name of the Change Request and Change Request Number. The Business Message Standard is not open for review, but offered as the basis for determining the suitability of the technical solutions.

This eRoom may be accessed by using the following User Name and Password:

User Name: guest

Password: guest