



Business Message Standard (BMS) Align Item Authorisation

BMS Release: 2.7, BRG Name: Align

Issue 0.0.5, 01-Mar-2010



Document Summary

Document Item	Current Value
Document Title	Business Message Standard (BMS)
BMS Name	Align Item Authorisation
BMS Release	2.7
BRG Name	Align
Document Number	Issue 0.0.5
Date Last Modified	01-Mar-2010
Status	Approved
Owner	GDSN Task Group
BMS Template Version	1.8

Change Request Reference

Date of CR Submission to GSMP:	CR Submitter(s):	Refer to Change Request (CR) Number(s):

Business Requirements Document (BRAD) Reference

BRAD Title:	BRD Date:	BRAD Version
BRAD Align Item Authorisation	11-Jan-2005	0.0.2

Document Change History

Date of Change	Version	Changed By	Reason for Change	Summary of Change	Model Build #
03-Nov-2005	0.0.1	Eric Kauz	Initial Draft	Initial Draft	
26-Nov-2005	0.0.2	Eric Kauz	Public Review comments	<ul style="list-style-type: none"> ■ Authorise and deauthorise dates made a choice in the Catalogue Item Authorisation document. ■ Added the following rule to BSD and BRAD. "ADD and CHANGE_BY_REFRESH are the only Document Commands that are valid for an Item Authorisation/Deauthorisation." ■ Added relation to catalogue Item Reference to reflect the item sent on the authorisation. ■ Added relation to catalogue Item Authorisation to reflect the item sent on the authorisation. ■ Added correct action diagram for UC-1. ■ Added definitions for all attributes and relations with named roles. ■ Added importer to the parties interested in the document. ■ Added a rule that the item authorisation message response is required. 	

Date of Change	Version	Changed By	Reason for Change	Summary of Change	Model Build #
01-Dec-2005	0.0.3	Eric Kauz	Peer Review	<ul style="list-style-type: none"> ■ Added role name for association between CatalogueItemAuthorisationResponse and EntityIdentification. ■ Changed role name CatalogueItemAuthorisation and EntityIdentification to CatalogueItemAuthorisationResponseIdentification. ■ Updated GDD Reports to include references to Document. 	
13-Jan-2006	0.0.4	Eric Kauz	Comments Based On Review of TSD	<ul style="list-style-type: none"> ■ Added flexibility to authorize multiple items at a single location or one item at multiple locations. ■ Eliminated reference to entityIdentification on response message for originating Authorisation Message. ■ Added rules and alternative scenarios to authorization and authorisation response Use Cases. 	
14-Oct-2008	0.0.5	Eric Kauz	Template Update	<ul style="list-style-type: none"> ■ 	

Disclaimer

Whilst every effort has been made to ensure that the guidelines to use the GS1 standards contained in the document are correct, GS1 and any other party involved in the creation of the document HEREBY STATE that the document is provided without warranty, either expressed or implied, of accuracy or fitness for purpose, AND HEREBY DISCLAIM any liability, direct or indirect, for damages or loss relating to the use of the document. The document may be modified, subject to developments in technology, changes to the standards, or new legal requirements. Several products and company names mentioned herein may be trademarks and/or registered trademarks of their respective companies.

Table of Contents

1.	Business Domain View	6
1.1.	Problem Statement / Business Need	6
1.2.	Objective.....	7
1.3.	Audience.....	7
1.4.	References.....	7
1.5.	Acknowledgements	7
1.5.1.	ITRG Members	7
1.5.2.	Task/Project Group Participants (<i>where applicable</i>).....	7
1.5.3.	Design Team Members.....	8
2.	Business Context	8
3.	Additional Technical Requirements Analysis	8
4.	Business Transaction View	9
4.1.	Business Transaction Use Case Diagram.....	9
4.2.	Use Case Description.....	9
4.3.	Business Transaction Activity Diagram(s).....	11
4.4.	Business Transaction Sequence Diagram(s) (optional).....	12
4.5.	Use Case Definition Item De-authorisation	12
4.6.	Activity Diagram for Item De-authorisation	14
4.7.	Use Case Scenario – Item (De-) Authorisation Response	15
4.8.	Use Case Definition Item (De-) Authorisation Response	15
4.9.	Activity Diagram Item (De-) Authorisation Response.....	17
5.	Information Model (Including GDD Report)	18
5.1.	GDD Report :	18
5.1.1.	Catalogue Item Authorisation	18
5.1.2.	Catalogue Item Authorisation Response.....	20
5.2.	Class Diagrams.....	23
5.2.1.	Catalogue Item Authorisation	23
5.2.2.	Catalogue Item Authorisation Response.....	24
5.2.3.	Party In Role.....	25
5.2.4.	Multiple and Single Item Authorisation.....	25
5.2.5.	Code Lists	25
6.	Business Document Example	26
7.	Implementation Considerations	26
7.1.	Use of Catalogue Item Authorisation for Store Openings and New Item Introductions	26
7.2.	Use of Catalogue Item Authorisation Response for Store Openings and New Item Introductions.....	26
7.3.	Reference between Catalogue Item Authorisation Response and the Catalogue Item Authorisation.....	26



8.	Testing	27
8.1.	Pass / Fail Criteria	27
8.2.	Sample Data	27
8.2.1.	Catalogue Item Authorisation	27
8.2.2.	Catalogue Item Authorisation Response.....	28
9.	Summary of Changes	30

1. Business Domain View

1.1. Problem Statement / Business Need

In order to realise supply chain efficiencies and reduce back office inefficiencies (discrepancies) within the DSD business model, it is necessary to develop a process and transaction(s) that will facilitate the electronic communication of item authorisation (including acceptance and rejection) between trading partners. The current Catalogue Item Notification (CIN) message, as defined in GDSN, facilitates the process of item synchronisation but the acceptance of the notification message (Catalogue Item Confirmation – CIC) is not an acceptance to sell an item within the store. Currently, manual processes link items to stores and distributors and the CIN message does not facilitate this link.

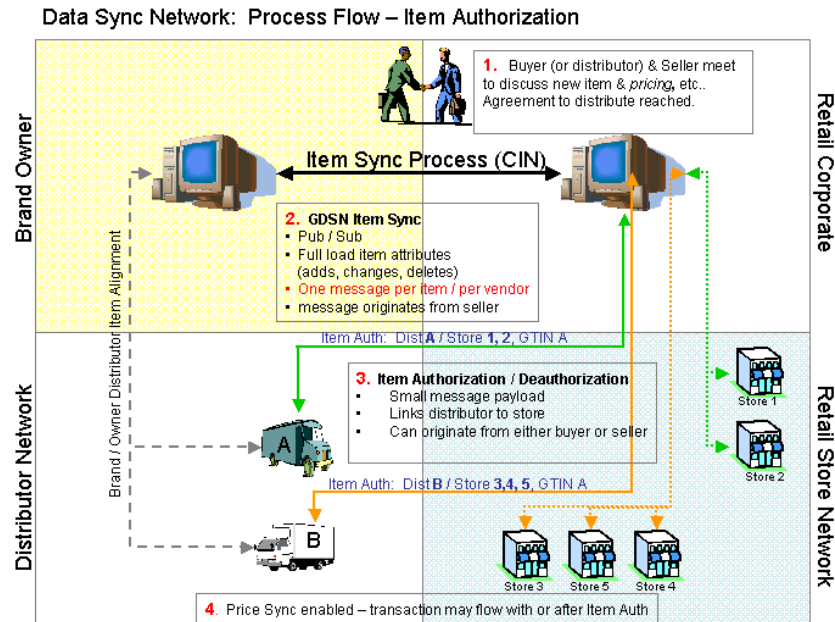
The GCI DSD defines Item Authorisation as:

The act of granting permission to sell (or deliver) an item at a specific location or groups of locations where the authorisation could be triggered by either trading partner depending on the buying and selling relationship. This process will facilitate the linkage of who can deliver a product to a store and who will be paid for the product.

This Item Authorisation process can be used either in the GDSN or in a Peer to Peer network. The adoption of this Item Authorisation process is optional. It will identify items the trading partners desire to conduct commerce at any level in a retailer's hierarchy (corporate or store). The "players" that may engage in the Item Authorisation process may be: suppliers and retailers, brand owners, franchise owners and distributors, etc.

An example of how the item authorisation message relates to the item synchronisation message is shown below:

Figure 1-1 Item Authorisation Message Related to Item Synchronisation Message



1.2. Objective

To supply the detail design of the (specific) business transaction needed to meet the re-quirements of the referenced BRAD. This includes the:

- documentation of item authorisation process and choreography
- development of all messages required for item authorisation.

1.3. Audience

All manufacturers, retailers, distributors and importers of warehouse or direct store deliv-ery (DSD) distributed items could utilise this Item Authorisation (De-authorisation) Proc-ess standard as it allows trading partners to distinguish the traded items among various distribution and sales channels (warehouse, 2-tier or 3-tier) with retailers. The process and the defined messages can be utilised by the identified parties within and outside the GDSN network.

1.4. References

Reference Name	Description
{Ref1} BRAD Align Item Authorisation Ver-sion 0.0.2	Requirements Documentation for Item Authorisation.

1.5. Acknowledgements

The following is a list of individuals (and their companies) who participated in the creation, review and approval of this BMS.

1.5.1. ITRG Members

Not Applicable

1.5.2. Task/Project Group Participants (*where applicable*)

Function	Name	Company / organisation
Participant	Deanne Eskridge	7-11
Participant	Talvis Hilley	Ahold
Participant	Rich Reinwart	Anheuser-Busch
Participant	Rob Johnson	Cadbury Schweppes
Participant	Ann Dozier	Coca Cola
Participant	Rebecca Quigley	Coca-Cola Bottlers
Participant	Rich Welling	Dean Foods
Participant	Carolyn Hager	Food Lion
Participant	Gina Tomassi	Pepsi Co.
Participant	Susan Moore	Safeway
Participant	Mark Ingram	Sara Lee Bakery Group
Participant	Steve Benson	Target
Participant	Carolyn Weyrich	Transora

Function	Name	Company / organisation
Participant	Bruce Hawkins	Wal*Mart
Participant	Mahesh Iyer	WWRE

1.5.3. Design Team Members

Function	Name	Organisation
Modeller	Eric Kauz	GS1
XML Technical Designer	Dipan Anarkat	GS1
EANCOM Technical Designer		
Peer Reviewer	John Ryu	GS1

2. Business Context

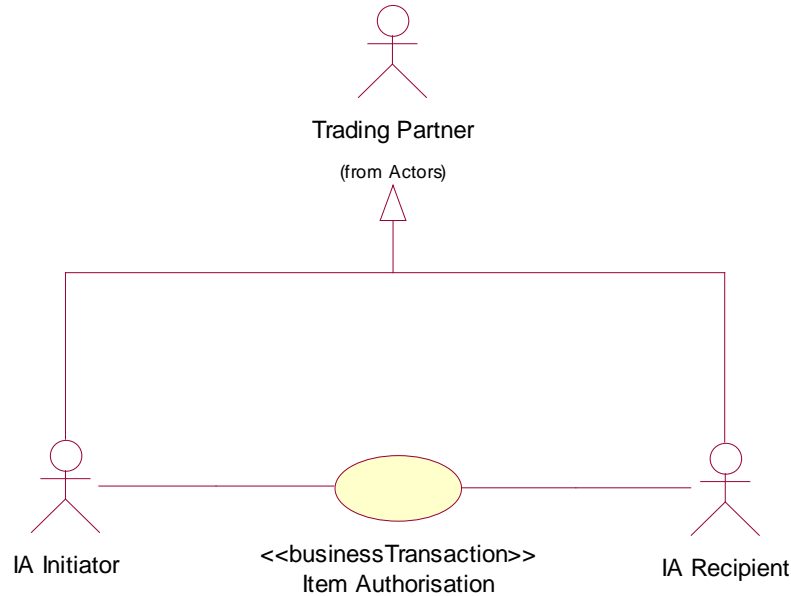
Context Category	Value(s)
Industry	All
Geopolitical	All
Product	All
Process	Align_GDSN
System Capabilities	EAN.UCC
Official Constraints	None

3. Additional Technical Requirements Analysis

Not Applicable

4. Business Transaction View

4.1. Business Transaction Use Case Diagram




4.2. Use Case Description

Use Case ID	UC-1
Use Case Name	Item Authorisation
Use Case Description	<p>The act of granting permission to sell (or deliver) one or many items at a specific location or groups of locations, where the authorisation could be triggered by either trading partner depending on the buying and selling relationship. This process will facilitate the linkage of who can deliver a product to a store and who will be paid for the product.</p> <p>This use case supports the following scenarios:</p> <ul style="list-style-type: none"> ■ The distributor of a product is changing in one to many stores or a new store is opening and an authorisation of product must occur. ■ Trading partner wants to introduce a new item and phase it in to all locations based on a rollout schedule. Product may or may not be in all locations at same point in time. Product is manufactured by one to many suppliers. ■ Item is authorised at a store within a store. Payment for product may originate from different buying departments within retail hierarchy. A GLN may or may not be assigned to the "store within a store".
Actors (Goal)	IA Initiator (a Trading Partner) IA Recipient (a Trading Partner)
Performance Goals	To grant permission to sell (or deliver) one or many items at a specific location or groups of locations.

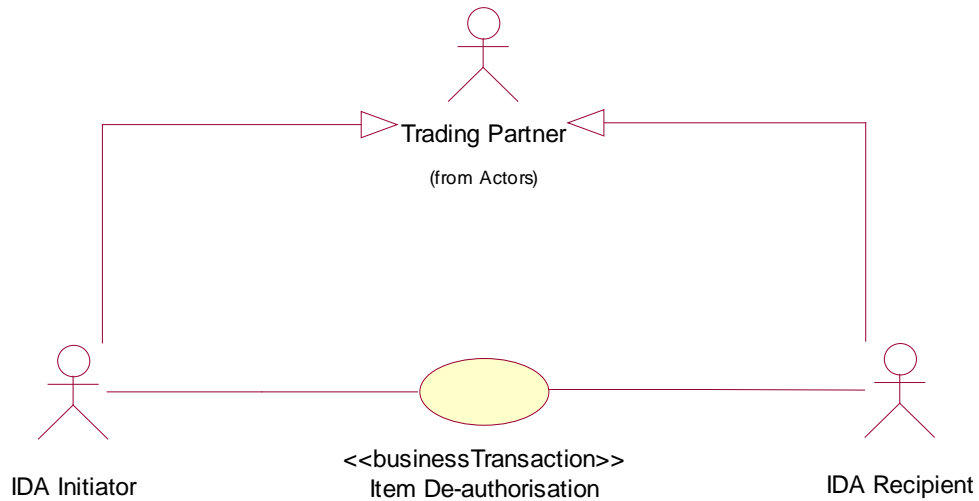
Use Case ID	UC-1										
Preconditions	<ul style="list-style-type: none"> ■ ITEM = NOT AUTHORISED or ITEM = DE-AUTHORISED ■ GDSN: Item Data synchronisation and Party Alignment has been performed. ■ PEER-TO-PEER: Upfront master data alignment (Trade Item and Party)) has been performed. ■ GDSN: Trading partner Catalogue Items and GLNs registered; not necessary for peer-to-peer. 										
Post conditions	ITEM = REQUESTED FOR AUTHORISATION										
Scenario	<p><u>New Item Introduction</u> Begins when... the IA Initiator (a Trading Partner) identifies the trade item it intends to authorise. Continues with...</p> <table border="1" style="width: 100%; border-collapse: collapse;"> <thead> <tr style="background-color: #e0e0e0;"> <th>Step #</th> <th>Actor</th> <th>Activity Step</th> </tr> </thead> <tbody> <tr> <td style="text-align: center;">1</td> <td>IA Initiator</td> <td>IA Initiator identifies its own source GLN and that of the intended recipient GLN or group of GLNs of message.</td> </tr> <tr> <td style="text-align: center;">2</td> <td>IA Initiator</td> <td>IA Initiator sends an Item Authorisation message to the IA Recipients.</td> </tr> </tbody> </table> <p>Ends when... the IA Recipients receive the Item Authorisation message.</p>	Step #	Actor	Activity Step	1	IA Initiator	IA Initiator identifies its own source GLN and that of the intended recipient GLN or group of GLNs of message.	2	IA Initiator	IA Initiator sends an Item Authorisation message to the IA Recipients.	
Step #	Actor	Activity Step									
1	IA Initiator	IA Initiator identifies its own source GLN and that of the intended recipient GLN or group of GLNs of message.									
2	IA Initiator	IA Initiator sends an Item Authorisation message to the IA Recipients.									
Alternative Scenario	<p><u>Store Openings</u> Begins when... the IA Initiator (a Trading Partner) identifies the trade items it intends to authorise. Continues with...</p> <table border="1" style="width: 100%; border-collapse: collapse;"> <thead> <tr style="background-color: #e0e0e0;"> <th>Step #</th> <th>Actor</th> <th>Activity Step</th> </tr> </thead> <tbody> <tr> <td style="text-align: center;">1</td> <td>IA Initiator</td> <td>IA Initiator identifies its own source GLN and that of the intended recipient GLN of message.</td> </tr> <tr> <td style="text-align: center;">2</td> <td>IA Initiator</td> <td>IA Initiator sends an Item Authorisation message to the IA Recipient.</td> </tr> </tbody> </table> <p>Ends when... the IA Recipient receives the Item Authorisation message.</p>	Step #	Actor	Activity Step	1	IA Initiator	IA Initiator identifies its own source GLN and that of the intended recipient GLN of message.	2	IA Initiator	IA Initiator sends an Item Authorisation message to the IA Recipient.	
Step #	Actor	Activity Step									
1	IA Initiator	IA Initiator identifies its own source GLN and that of the intended recipient GLN of message.									
2	IA Initiator	IA Initiator sends an Item Authorisation message to the IA Recipient.									
Related Requirements	See related data requirements in associated BRAD										
Related Rules	<table border="1" style="width: 100%; border-collapse: collapse;"> <tbody> <tr> <td style="text-align: center;">1</td> <td>For peer-to-peer: master data alignment (Item and Party) must occur before the Item Authorisation process can be initiated.</td> </tr> <tr> <td style="text-align: center;">2</td> <td>For GDSN: Item Synchronisation and Party Alignment must occur before the Item Authorisation process can be initiated</td> </tr> <tr> <td style="text-align: center;">3</td> <td>The Item Authorisation can be initiated by any trading partner (buyer, seller or third party) involved in the trade of the item.</td> </tr> <tr> <td style="text-align: center;">4</td> <td>Any non GLN identifiers for party e.g. Store Number, DUNS or internal identifier need to be communicated through the Additional Party Identifier (optional).</td> </tr> <tr> <td style="text-align: center;">5</td> <td>Any non GTIN identifiers for items e.g. UPC, EAN-8 need to be communicated through the Additional Item Identifier (optional).</td> </tr> </tbody> </table>	1	For peer-to-peer: master data alignment (Item and Party) must occur before the Item Authorisation process can be initiated.	2	For GDSN: Item Synchronisation and Party Alignment must occur before the Item Authorisation process can be initiated	3	The Item Authorisation can be initiated by any trading partner (buyer, seller or third party) involved in the trade of the item.	4	Any non GLN identifiers for party e.g. Store Number, DUNS or internal identifier need to be communicated through the Additional Party Identifier (optional).	5	Any non GTIN identifiers for items e.g. UPC, EAN-8 need to be communicated through the Additional Item Identifier (optional).
1	For peer-to-peer: master data alignment (Item and Party) must occur before the Item Authorisation process can be initiated.										
2	For GDSN: Item Synchronisation and Party Alignment must occur before the Item Authorisation process can be initiated										
3	The Item Authorisation can be initiated by any trading partner (buyer, seller or third party) involved in the trade of the item.										
4	Any non GLN identifiers for party e.g. Store Number, DUNS or internal identifier need to be communicated through the Additional Party Identifier (optional).										
5	Any non GTIN identifiers for items e.g. UPC, EAN-8 need to be communicated through the Additional Item Identifier (optional).										

Use Case ID	UC-1	
	6	There is no cross validation between the IA message and the item sync message. There is no impact on the global registry.
	7	ADD and CHANGE_BY_REFRESH are the only Document Commands that are valid for an Item Authorisation/Deauthorisation.
	8	The Item (De-) Authorisation must to be confirmed with a Catalogue Item Authorisation Response.
	9	An item authorization message authorises/de-authorises all items in the message and all items bellow it in the item hierarchy.

4.3. Business Transaction Activity Diagram(s)



4.4. Business Transaction Sequence Diagram(s) (optional)




4.5. Use Case Definition Item De-authorisation

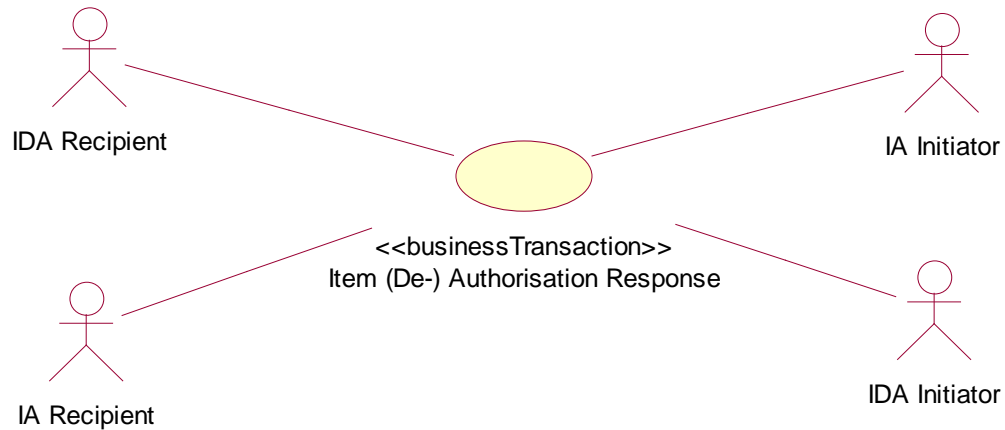
Use Case ID	UC-2
Use Case Name	Item De-authorisation
Use Case Description	The act of removing from a GLN the permission to sell (or deliver) one or many items at a specific location or groups of locations, where the item de-authorisation could be triggered by either trading partner depending on the buying and selling relationship. This process will facilitate the unlinking of who can deliver a product to a store or who will be paid for the product.
Actors (Goal)	IDA Initiator (a Trading Partner) IDA Recipient (an IA Initiator or IA Recipient)
Performance Goals	<ul style="list-style-type: none"> ■ A manufacturer or distributor has items authorised in some or all stores, but wants to de-authorise the products in some or all stores. ■ A retailer de-authorises a private label item a supplier manufactures and distributes to a retailer on a store-by-store basis. This can change based on pricing or service levels on a weekly or monthly basis. Multiple manufacturers may distribute the same Trade Item within a retailer's hierarchy.
Preconditions	Item Authorisation has occurred, i.e. ITEM = AUTHORISED
Post conditions	ITEM = REQUESTED FOR DE-AUTHORISATION

Use Case ID	UC-2														
Scenario	<p>Deauthorisation of Many Items at One Business Location</p> <p>Begins when... an IDA Initiator or IDA Recipient identifies the trade items it intends to de-authorise.</p> <p>Continues with...</p> <table border="1" style="width: 100%; border-collapse: collapse;"> <thead> <tr style="background-color: #d3d3d3;"> <th>Step #</th> <th>Actor</th> <th>Activity Step</th> </tr> </thead> <tbody> <tr> <td style="text-align: center;">1</td> <td>IDA Initiator or IDA Recipient(IDA Initiator)</td> <td>IDA Initiator or IDA Recipient identifies its own source GLN and that of the intended recipient GLN.</td> </tr> <tr> <td style="text-align: center;">2</td> <td>IDA Initiator or IDA Recipient(IDA Initiator)</td> <td>IDA Initiator or IDA Recipient sends an Item De-authorisation message to the IDA Recipient.</td> </tr> </tbody> </table> <p>Ends when... the IDA Recipient receives the Item De-authorisation message.</p>	Step #	Actor	Activity Step	1	IDA Initiator or IDA Recipient(IDA Initiator)	IDA Initiator or IDA Recipient identifies its own source GLN and that of the intended recipient GLN.	2	IDA Initiator or IDA Recipient(IDA Initiator)	IDA Initiator or IDA Recipient sends an Item De-authorisation message to the IDA Recipient.					
Step #	Actor	Activity Step													
1	IDA Initiator or IDA Recipient(IDA Initiator)	IDA Initiator or IDA Recipient identifies its own source GLN and that of the intended recipient GLN.													
2	IDA Initiator or IDA Recipient(IDA Initiator)	IDA Initiator or IDA Recipient sends an Item De-authorisation message to the IDA Recipient.													
Alternative Scenario	<p>Deauthorisation of One Item at Many Business Locations</p> <p>Begins when... an IDA Initiator or IDA Recipient identifies the trade item it intends to de-authorise.</p> <p>Continues with...</p> <table border="1" style="width: 100%; border-collapse: collapse;"> <thead> <tr style="background-color: #d3d3d3;"> <th>Step #</th> <th>Actor</th> <th>Activity Step</th> </tr> </thead> <tbody> <tr> <td style="text-align: center;">1</td> <td>IDA Initiator or IA Recipient(IDA Initiator)</td> <td>IDA Initiator or IDA Recipient identifies its own source GLN and that of the intended recipient GLN or group of GLNs of message.</td> </tr> <tr> <td style="text-align: center;">2</td> <td>IDA Initiator or IA Recipient(IDA Initiator)</td> <td>IDA Initiator or IDA Recipient sends an Item De-authorisation message to the IDA Recipients.</td> </tr> </tbody> </table> <p>Ends when... the IDA Recipients receive the Item De-authorisation message.</p>	Step #	Actor	Activity Step	1	IDA Initiator or IA Recipient(IDA Initiator)	IDA Initiator or IDA Recipient identifies its own source GLN and that of the intended recipient GLN or group of GLNs of message.	2	IDA Initiator or IA Recipient(IDA Initiator)	IDA Initiator or IDA Recipient sends an Item De-authorisation message to the IDA Recipients.					
Step #	Actor	Activity Step													
1	IDA Initiator or IA Recipient(IDA Initiator)	IDA Initiator or IDA Recipient identifies its own source GLN and that of the intended recipient GLN or group of GLNs of message.													
2	IDA Initiator or IA Recipient(IDA Initiator)	IDA Initiator or IDA Recipient sends an Item De-authorisation message to the IDA Recipients.													
Related Requirements	See related data requirements in associated BRAD														
Related Rules	<table border="1" style="width: 100%; border-collapse: collapse;"> <tbody> <tr> <td style="text-align: center;">1</td> <td>De-authorisations are limited to the initiator or recipient of the Item Authorisation</td> </tr> <tr> <td style="text-align: center;">2</td> <td>Any non GLN identifiers for party e.g. Store Number, DUNS or internal identifier need to be communicated through the Additional Party Identifier (optional).</td> </tr> <tr> <td style="text-align: center;">3</td> <td>Any non GTIN identifiers for items e.g. UPC, EAN-8 need to be communicated through the Additional Item Identifier (optional).</td> </tr> <tr> <td style="text-align: center;">4</td> <td>ADD and CHANGE_BY_REFRESH are the only Document Commands that are valid for an Item Authorisation/Deauthorisation.</td> </tr> <tr> <td style="text-align: center;">5</td> <td>The Item (De-) Authorisation must to be confirmed with a Catalogue Item Authorisation Response.</td> </tr> <tr> <td style="text-align: center;">6</td> <td>There is no cross validation between the IA message and the item sync message. There is no impact on the global registry.</td> </tr> <tr> <td style="text-align: center;">7</td> <td>An item authorization message authorises/de-authorises all items in the message and all items below it in the item hierarchy.</td> </tr> </tbody> </table>	1	De-authorisations are limited to the initiator or recipient of the Item Authorisation	2	Any non GLN identifiers for party e.g. Store Number, DUNS or internal identifier need to be communicated through the Additional Party Identifier (optional).	3	Any non GTIN identifiers for items e.g. UPC, EAN-8 need to be communicated through the Additional Item Identifier (optional).	4	ADD and CHANGE_BY_REFRESH are the only Document Commands that are valid for an Item Authorisation/Deauthorisation.	5	The Item (De-) Authorisation must to be confirmed with a Catalogue Item Authorisation Response.	6	There is no cross validation between the IA message and the item sync message. There is no impact on the global registry.	7	An item authorization message authorises/de-authorises all items in the message and all items below it in the item hierarchy.
1	De-authorisations are limited to the initiator or recipient of the Item Authorisation														
2	Any non GLN identifiers for party e.g. Store Number, DUNS or internal identifier need to be communicated through the Additional Party Identifier (optional).														
3	Any non GTIN identifiers for items e.g. UPC, EAN-8 need to be communicated through the Additional Item Identifier (optional).														
4	ADD and CHANGE_BY_REFRESH are the only Document Commands that are valid for an Item Authorisation/Deauthorisation.														
5	The Item (De-) Authorisation must to be confirmed with a Catalogue Item Authorisation Response.														
6	There is no cross validation between the IA message and the item sync message. There is no impact on the global registry.														
7	An item authorization message authorises/de-authorises all items in the message and all items below it in the item hierarchy.														

4.6. Activity Diagram for Item De-authorisation



4.7. Use Case Scenario – Item (De-) Authorisation Response




4.8. Use Case Definition Item (De-) Authorisation Response

Use Case ID	UC-3
Use Case Name	Item (De-) Authorisation Response
Use Case Description	The act of accepting or rejecting either an item authorisation or de-authorisation by the message recipient.
Actors (Goal)	<ul style="list-style-type: none"> ■ IA Recipient (i.e. a Trading Partner) ■ IDA Recipient (i.e. an IA Initiator or an IA Recipient) ■ IA Initiator (i.e. a Trading Partner) ■ IDA Initiator (i.e. an IA Initiator or an IA Recipient)
Performance Goals	To accept or reject Item Authorisation or De-Authorisation.
Preconditions	<ul style="list-style-type: none"> ■ Item Authorisation or Item De-authorisation message has been received, (i.e. ITEM = REQUESTED FOR AUTHORISATION or ITEM = REQUESTED FOR DE-AUTHORISATION). ■ GDSN: Item Data synchronisation and Party Alignment is required. ■ PEER-TO-PEER: Upfront master data alignment (Trade Item and Party)) is required. ■ GDSN: Trading partner Catalogue Items and GLNs registered; not necessary for peer-to-peer.
Post conditions	For Authorisation: ITEM = AUTHORISED For De-Authorisation: ITEM = DE-AUTHORISED

Use Case ID	UC-3		
Scenario	Begins when... the IA Recipient or IDA Recipient processes an Item (De-) Authorisation message within their internal systems. Continues with...		
	Step #	Actor	Activity Step
	1	I(D)A Recipient	I(D)A Recipient identifies its own source GLN and that of the intended recipient GLN or group of GLNs of message.
	2	I(D)A Recipient	I(D)A Recipient accepts or rejects the item authorisation/deauthorisation on the buyer-seller-(distributor)-item level.
	3	I(D)A Recipient	I(D)A Recipient sends an Item (De-) Authorisation Response message to the I(D)A Initiator.
Ends when...the I(D)A Initiator receives the Item (De-) Authorisation Response message.			
Alternative Scenario	Step #	Actor	Activity Step
Related Requirements			
Related Rules	1	If the Distributor is not present on the Item Authorisation Message, it becomes mandatory on the IA Response.	
	2	Only the statuses of Accepted and Rejected can be sent in the Catalogue Item Authorisation Response.	
	3	The Item (De-) Authorisation must to be confirmed with a Catalogue Item Authorisation Response.	
	4	Any non GLN identifiers for party e.g. Store Number, DUNS or internal identifier need to be communicated through the Additional Party Identifier (optional).	
	5	Any non GTIN identifiers for items e.g. UPC, EAN-8 need to be communicated through the Additional Item Identifier (optional).	
	6	A recipient must respond to every Item on an Item Authorisation or Item De-Authorisation..	
	7	The absence of a response does not mean that the authorization/de-authorisation has been accepted by the recipient.	
	8	Response messages must be in the same format as the originating authorisation or deauthorisation.	

4.9. Activity Diagram Item (De-) Authorisation Response



5. Information Model (Including GDD Report)

5.1. GDD Report :

5.1.1. Catalogue Item Authorisation

CLASS (ABIE)	ATTRIBUTE (BBIE)	ASSOCIATION (ASBIE)	SECONDARY CLASS	Official Dictionary Entry Name	Definition	Multiplicity
AuthorisationTarget				Authorisation Target.Details	The trade items being authorised or deauthorised at one or many business locations.	
			MultipleItemAuthorisation	Authorisation Target.Choice_Association. Multiple Item Authorisation	Not Available.	1..1
			Single Item Authorisation	Authorisation Target.Choice_Association. Single Item Authorisation	Not Available.	1..1
CatalogueItemAuthorisation				Catalogue Item Authorisation.Detail	A document used to authorise or deauthorise an item for sale to one or many business locations.	
		None	Document	Catalogue Item Authorisation.Inheritance_Association. Electronic_Document	Not Available	1..1
	itemAuthorisationStatusReason			Catalogue Item Authorisation.Item Authorisation Status Reason.Text	Additional details associated with the item authorisation status.	0..1
	itemAuthorisationStatus			Catalogue Item Authorisation.Item Authorisation Status.Code	Code identifying the authorisation status within a specific location. Item Authorisation Statuses are Authorise and Deauthorise.	1..1

CLASS (ABIE)	ATTRIBUTE (BBIE)	ASSOCIATION (ASBIE)	SECONDARY CLASS	Official Dictionary Entry Name	Definition	Multiplcity
		catalogueItemAuthorisationIdentification	EntityIdentification	Catalogue Item Authorisation.Association. Entity Identification	Unique message identifier for the Catalogue Item Authorisation message.	1..1
			AuthorisationTarget	Catalogue Item Authorisation.Association. Authorisation Target	Not available.	1..1
			ItemAuthorisationStatusDateTime	Catalogue Item Authorisation.Association. Item Authorisation Date Time	Not available.	1..1
		brandOwner	PartyIdentification	Catalogue Item Authorisation. Brand Owner. Party Identification	Unique location number identifying the brand owner. May or may not be the same entity as the information provider, which actually enters and maintains data in data pools.	0..1
		distributor	PartyIdentification	Catalogue Item Authorisation. Distributor. Party Identification	An entity which purchases and takes title to goods which are then resold / redistributed elsewhere.	0..1
		manufacturer	PartyIdentification	Catalogue Item Authorisation. Manufacturer. Party Identification	The party who manufactures the item.	0..1
		orderFrom	PartyIdentification	Catalogue Item Authorisation. Order From. Party Identification	The location that the item can be ordered from.	0..1
		receiver	PartyInRole	Catalogue Item Authorisation. Receiver. Party In Role	Party who receives the item authorisation message.	1..1
		sender	PartyInRole	Catalogue Item Authorisation.Sender. Party In Role	Party who sends the item authorisation message.	1..1
ItemAuthorisationStatusDateTime				Item Authorisation Status Date Time	Not Available	
	authorisationDateTime		<<Choice>>	Item Authorisation Status Date Time. Authorisation Date Time.Date Time	First day on which the item will be authorised for sale to a location.	1..1

CLASS (ABIE)	ATTRIBUTE (BBIE)	ASSOCIATION (ASBIE)	SECONDARY CLASS	Official Dictionary Entry Name	Definition	Multiplicity
	deauthorisation DateTime		<<Choice>>	Item Authorisation Status Date Time. Deauthorisation Date Time.Date Time	Last date on which the item will be authorised for sale to a location.	1..1
MultipleItemAuthorisation				Multiple Item Authorisation.Detail	The authorisation of a multiple items at single business location.	
		businessLocation	PartyInRole	Multiple Item Authorisation. Business Location.Party In Role	Unique location number identifying the business to which the item will be authorised for sale. Examples of Business Locations include stores and distribution centers.	1..1
			CatalogueItemReference	Multiple Item Authorisation. Business Location.Party In Role	Not Available	1..*
PartyInRole				Party In Role. Detail	The identification of a party in a specific party role.	
	partyRole			Party In Role.Party Role.Code	Not Available	0..1
			PartyIdentification	Party In Role.Association.Party Identification	Not Available	1..1
SingleItemAuthorisation				Single Item Authorisation.Detail	The authorisation of a single item at multiple business locations.	
		businessLocation	PartyInRole	Single Item Authorisation. Business Location.Party In Role	Unique location number identifying the business to which the item will be authorised for sale. Examples of Business Locations include stores and distribution centers.	1..*
			CatalogueItemReference	Single Item Authorisation. Business Location.Party In Role	Not Available	1..1

5.1.2. Catalogue Item Authorisation Response

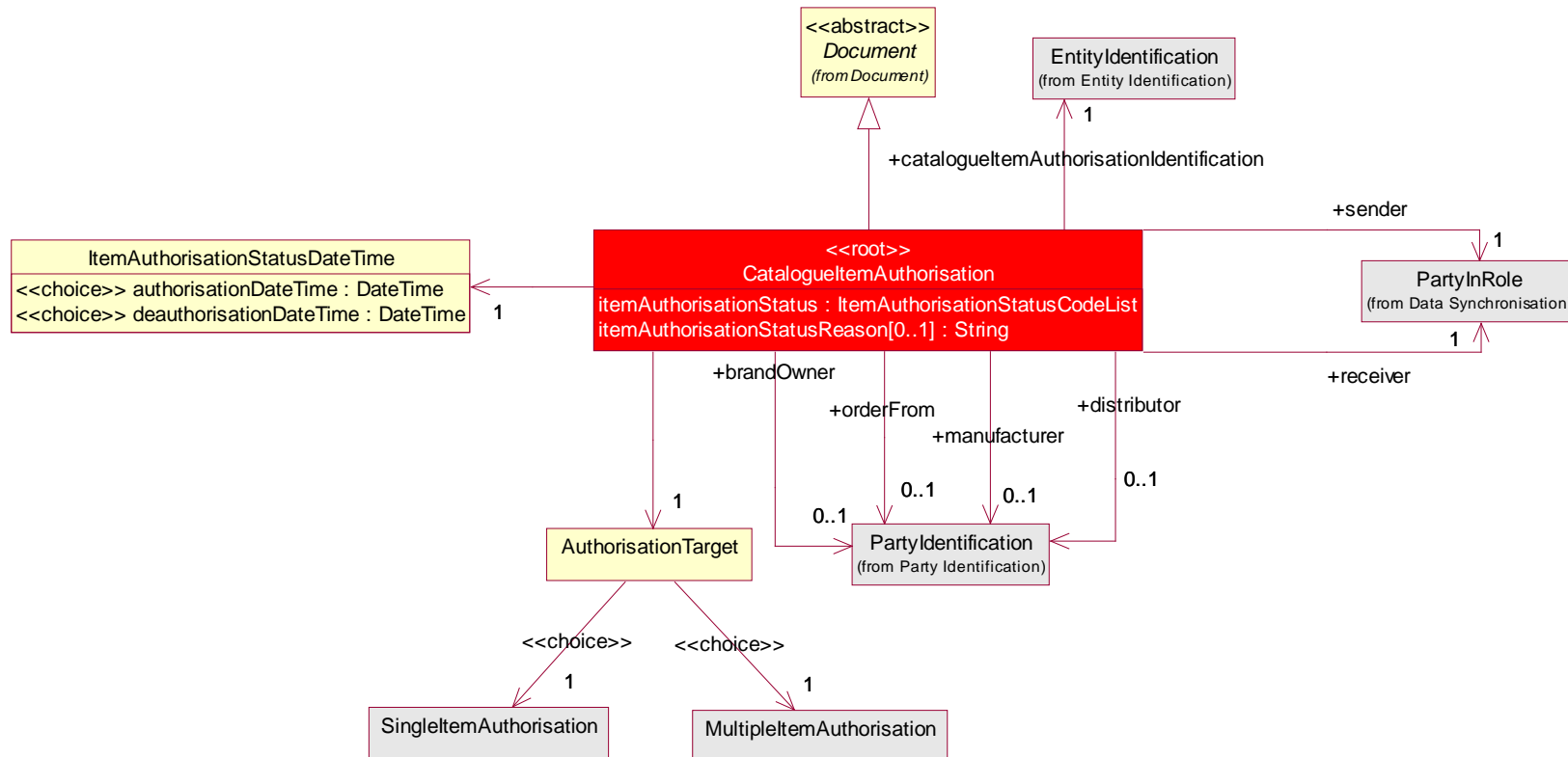
CLASS (ABIE)	ATTRIBUTE (BBIE)	ASSOCIATION (ASBIE)	SECONDARY CLASS	Official Dictionary Entry Name	Definition	Multiplicity
--------------	------------------	---------------------	-----------------	--------------------------------	------------	--------------

CLASS (ABIE)	ATTRIBUTE (BBIE)	ASSOCIATION (ASBIE)	SECONDARY CLASS	Official Dictionary Entry Name	Definition	Multiplcity
CatalogueItemAuthorisationResponse				Catalogue Item Authorisation Response.Details	Response Document used to Accept or Reject a Catalogue Item Authorisation.	
		None	Document	Catalogue Item Authorisation Response. Inheritance_Association. Electronic_Document	Not Available	1..1
		catalogueItemAuthorisationResponseIdentification	EntityIdentification	Catalogue Item Authorisation Response.Catalogue Item Authorisation Response Identification.Entity Identification	Not Available	1..1
			AuthorisationResponse	Catalogue Item Authorisation Response. Association.Authorisation Response	An acceptance or rejection of a Catalogue Item Authorisation at the business location level.	1..*
		distributor	PartyIdentification	Catalogue Item Authorisation Response. Distributor. Party Identification	An entity which purchases and takes title to goods which are then resold / redistributed elsewhere.	0..1
		receiver	PartyInRole	Catalogue Item Authorisation Response. Receiver. Party In Role	Party who sends the item authorisation message.	1..1
		sender	PartyInRole	Catalogue Item Authorisation Response. Sender. Party In Role	Party who sends the item authorisation message.	1..1
AuthorisationResponse				Authorisation Response.Detail	Not Available	
	responseStatus			Authorisation Response.Response Status.Code	The 3 states are: Accepted, Modified, Rejected.	1..1
			SingleItemAuthorisation	Authorisation Response.Choice_Association. Single Item Authorisation	Not Available	1..1

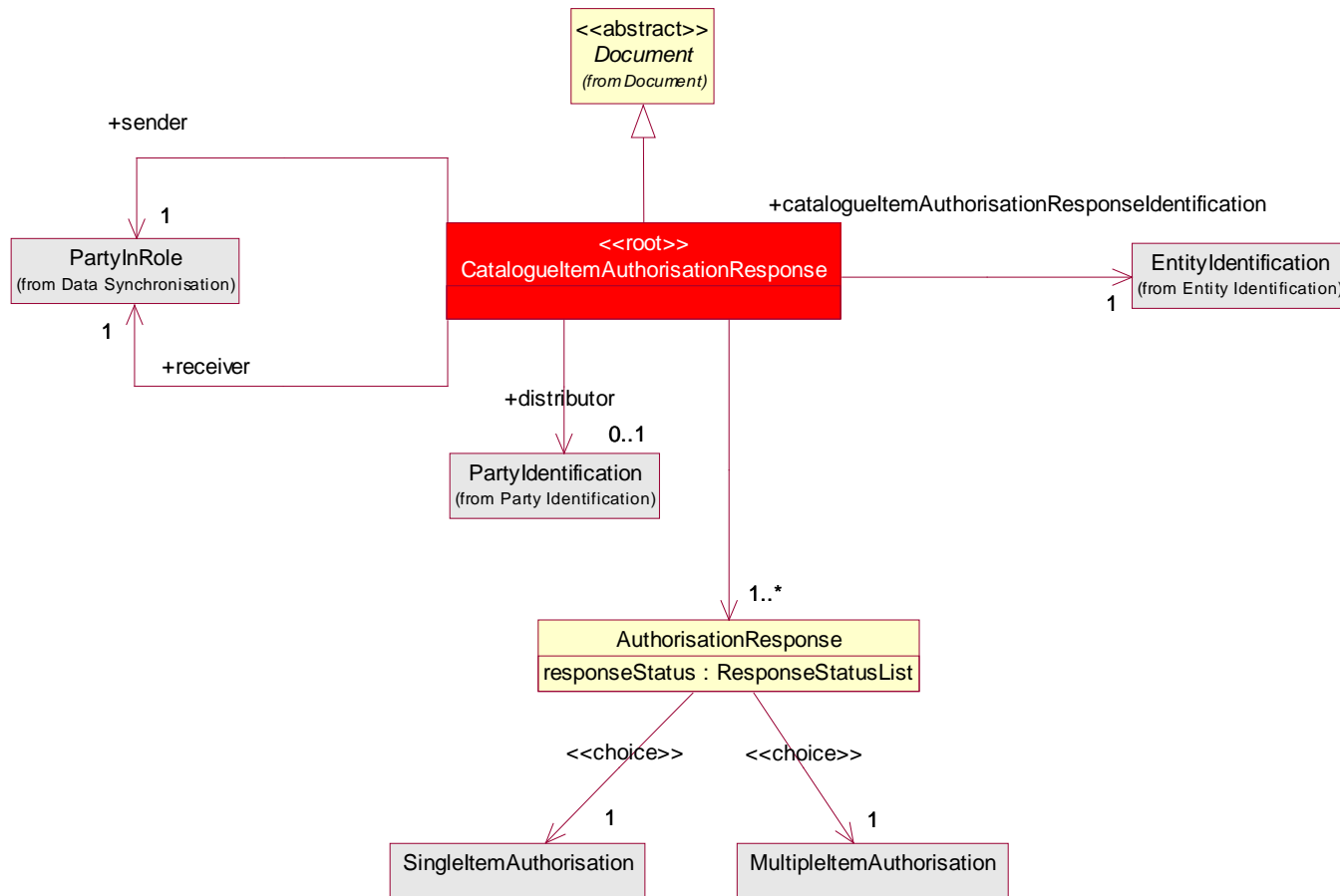
CLASS (ABIE)	ATTRIBUTE (BBIE)	ASSOCIATION (ASBIE)	SECONDARY CLASS	Official Dictionary Entry Name	Definition	Multiplcity
			MultipleItemAuthorisation	Authorisation Response .Choice_Association. Multiple Item Authorisation	Not available.	1..1
MultipleItemAuthorisation				Multiple Item Authorisation.Detail	The authorisation of a multiple items at single business location.	
		businessLocation	PartyInRole	Multiple Item Authorisation. Business Location.Party In Role	Unique location number identifying the business to which the item will be authorised for sale. Examples of Business Locations include stores and distribution centers.	1..1
			CatalogueItemReference	Multiple Item Authorisation. Business Location.Party In Role	Not Available	1..*
PartyInRole				Party In Role. Detail	The identification of a party in a specific party role.	
	partyRole			Party In Role.Party Role.Code	Not Available	0..1
			PartyIdentification	Party In Role.Association.Party Identification	Not Available	1..1
SingleItemAuthorisation				Single Item Authorisation.Detail	The authorisation of a single item at multiple business locations.	
		businessLocation	PartyInRole	Single Item Authorisation. Business Location.Party In Role	Unique location number identifying the business to which the item will be authorised for sale. Examples of Business Locations include stores and distribution centers.	1..*
			CatalogueItemReference	Single Item Authorisation. Business Location.Party In Role	Not Available	1..1

5.2. Class Diagrams

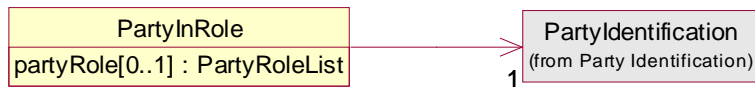
5.2.1. Catalogue Item Authorisation



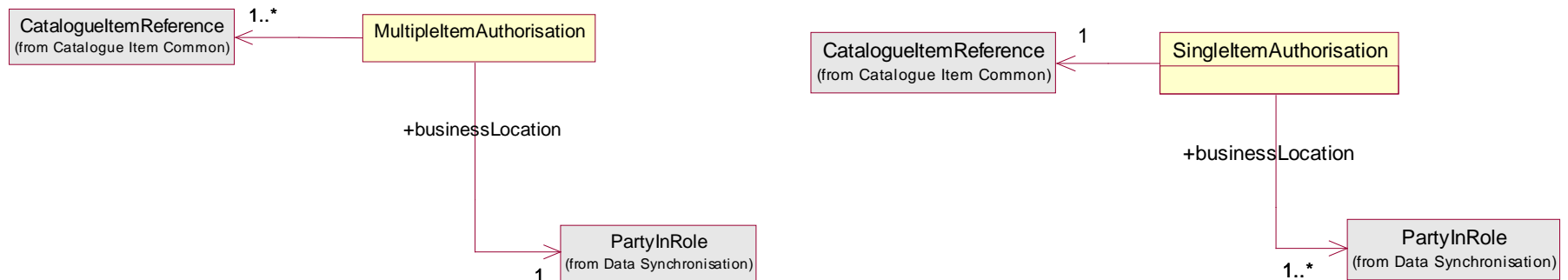
5.2.2. Catalogue Item Authorisation Response



5.2.3. Party In Role



5.2.4. Multiple and Single Item Authorisation



5.2.5. Code Lists

Code List Name	Code List Description
Item Authorisation Status Code List	Code list identifying the authorisation status within a specific location.
Code Name	Code Description
AUTHORISE	Item is authorised for sale to a location.
DEAUTHORISE	Item is deauthorised for sale to a location.

6. Business Document Example

Not Applicable

7. Implementation Considerations

7.1. Use of Catalogue Item Authorisation for Store Openings and New Item Introductions

The Catalogue Item Authorisation Message supports both the store opening and new item introduction scenarios by allowing the sending of either many trade items to a single business location or one trade item to a multiple locations. In the message, these two scenarios are implemented as a choice. In the case of a store opening, it is recommended to use the “MultipleItemAuthorisation” construct. For the new item scenario, it is recommended to use the “SingleItemAuthorisation” construct (see class diagram). Note: the structure by design does not support multiple items to multiple business locations.

7.2. Use of Catalogue Item Authorisation Response for Store Openings and New Item Introductions

As a rule, the Catalogue Item Authorisation Response should resemble the structure of the originating Catalogue Item Authorisation. For example, if a Catalogue Item Authorisation was sent for one trade item to multiple business locations, the response should only contain one trade item. If a Catalogue Item Authorisation was sent for many trade items to a single business location, the response should only contain one business location. The Catalogue Item Authorisation Response supports both scenarios through the AuthorisationResponse class.

7.3. Reference between Catalogue Item Authorisation Response and the Catalogue Item Authorisation

During requirements gathering, it was decided that Item Authorisations are performed for individual items and there is no blanket acceptance or rejection of an entire Item Authorisation message. Because of this decision, there is no reference to the message identification of the originating Catalogue Item Authorisation in the Catalogue Item Authorisation Response.

8. Testing

8.1. Pass / Fail Criteria

Not Applicable

8.2. Sample Data

8.2.1. Catalogue Item Authorisation

Single GTIN Multiple GLNs:

Attribute	Value
itemAuthorisationStatus	AUTHORISED
authorisationDateTime	2004-01-10T12:00:01.000
sender	
partyRole	SELLER
Party Identification	0012345000359
brandOwner	
distributor	0012345000555
manufacturer	0012345000111
orderFrom	0012345000222
receiver	
partyRole	BUYER
Party Identification	0012345005459
CatalogueItemReference	
gTIN	14141414141414
dataSource	11111111111111
targetMarketCountryCode	US
businessLocation	
partyRole	WAREHOUSE_AND_OR_DEPOT
Party Identification	0013345000333
businessLocation	
partyRole	WAREHOUSE_AND_OR_DEPOT
Party Identification	0012345000339

Single GLN, Multiple GTINs:

Attribute	Value
itemAuthorisationStatus	AUTHORISED
authorisationDateTime	2004-01-10T12:00:01.000
sender	
partyRole	SELLER
Party Identification	0012345000359
brandOwner	
distributor	0012345000555
manufacturer	0012345000111
orderFrom	0012345000222
receiver	
partyRole	BUYER
Party Identification	0012345005459
businessLocation	
partyRole	WAREHOUSE_AND_OR_DEPOT
Party Identification	0013345000333
CatalogueItemReference	
gTIN	14141414343434
dataSource	11111111111111
targetMarketCountryCode	US
CatalogueItemReference	
gTIN	14141414141414
dataSource	11111111111111
targetMarketCountryCode	US

8.2.2. Catalogue Item Authorisation Response
Single GTIN Multiple GLNs:

Attribute	Value
sender	
partyRole	BUYER
Party Identification	0012345005459
distributor	0012345000555
receiver	
partyRole	SELLER
Party Identification	0012345000359
businessLocationResponse	

Attribute	Value
PartyIdentification	0012345000339
partyRole	STORE
responseStatus	ACCEPTED
CatalogueItemReference	
gTIN	14141414141414
dataSource	11111111111111
targetMarketCountryCode	US
businessLocation	
PartyIdentification	WAREHOUSE_AND_OR_DEPOT
partyRole	0013345000333
businessLocation	
PartyIdentification	WAREHOUSE_AND_OR_DEPOT
partyRole	0012345000339

Single GLN, Multiple GTINs:

Attribute	Value
sender	
partyRole	BUYER
Party Identification	0012345005459
distributor	0012345000555
receiver	
partyRole	SELLER
Party Identification	0012345000359
businessLocationResponse	
PartyIdentification	0012345000339
partyRole	STORE
responseStatus	ACCEPTED
businessLocation	
PartyIdentification	WAREHOUSE_AND_OR_DEPOT
partyRole	0013345000333
CatalogueItemReference	
gTIN	14141414343434
dataSource	11111111111111
targetMarketCountryCode	US
CatalogueItemReference	
gTIN	14141414141414
dataSource	11111111111111
targetMarketCountryCode	US

9. Summary of Changes

Change	BMS Version	Associated CR Number
Initial creation		